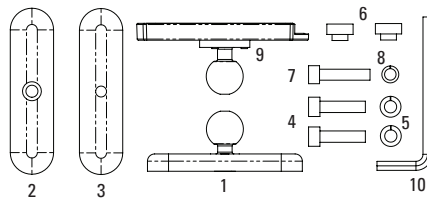


TPX™

HC MOUNT INSTALLATION

ADAPTIV™
TECHNOLOGIES

CONTENTS



Item No.	Name	Qty.
1	Stabilizer Bridge	1
2	Left Link	1
3	Right Link	1
4	Stabilizer Screw	2
5	Stabilizer Lock Washer	2
6	Stabilizer Spacer	2
7	Positioning Screw	1
8	Positioning Lock Washer	1
9	Mounting Plate	1
10	5/32" Hex Key	1

This Mount is designed specifically for 2004 model year or later Honda CBR1000.



Warning: Installation of the Mount should be performed by a qualified technician. Improper installation may interfere with the safety and proper operation of the product and/or vehicle.

1. Place the motorcycle on a center stand.
2. Remove the top two screws on HESD as shown in **Figure 1**.

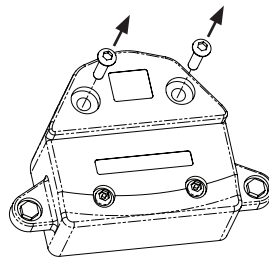


Figure 1

3. Using the 5/32" Hex Key, remove the Positioning Screw and Positioning Lock Washer to disassemble the Mount as shown in **Figure 2**.

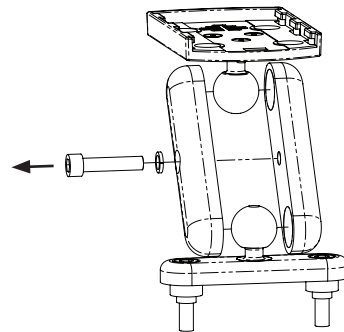


Figure 2

4. Using the $5/32$ " Hex Key, fasten the *Stabilizer Bridge* to HESD with the supplied *Stabilizer Spacers*, *Stabilizer Screws*, and *Stabilizer Lock Washers* as shown in **Figure 3**.

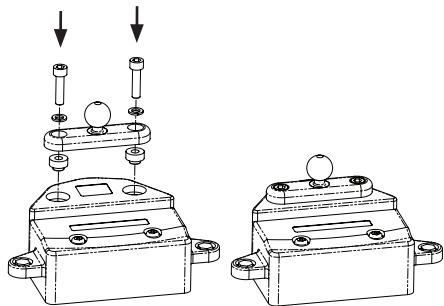


Figure 3

5. Using the $5/32$ " Hex Key, loosely reassemble the *Mount* as shown in **Figure 4**.

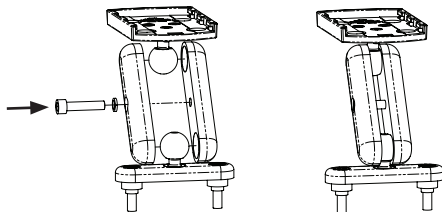


Figure 4



Tip: Wiring may be routed in between *Links* to aid in cable management.

6. Slide the *Main Console* (sold separately) onto the *Mounting Plate* as shown in **Figure 5**.

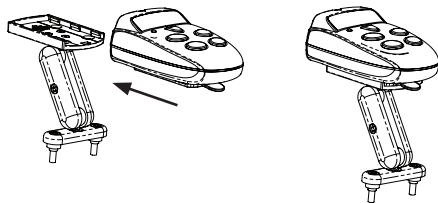


Figure 5

7. Adjust the *Main Console* and *Mount* to the desired position and tighten the *Positioning Screw* to lock the assembly in place.



Tip: For optimal performance, the *Main Console* should be horizontal to the ground and should not be obstructed by the gauges.



Warning: Verify that the position of the *Main Console* and *Mount* will not interfere with proper operation of the vehicle.



Warning: Make sure all screws are securely tightened before each ride so that the assembly will not move during use.

Adaptiv Technologies, LLC

459 Columbus Avenue
Suite 709
New York, NY 10024

www.RadarForBikes.com

866-ADAPTIV
(866-232-7848)